





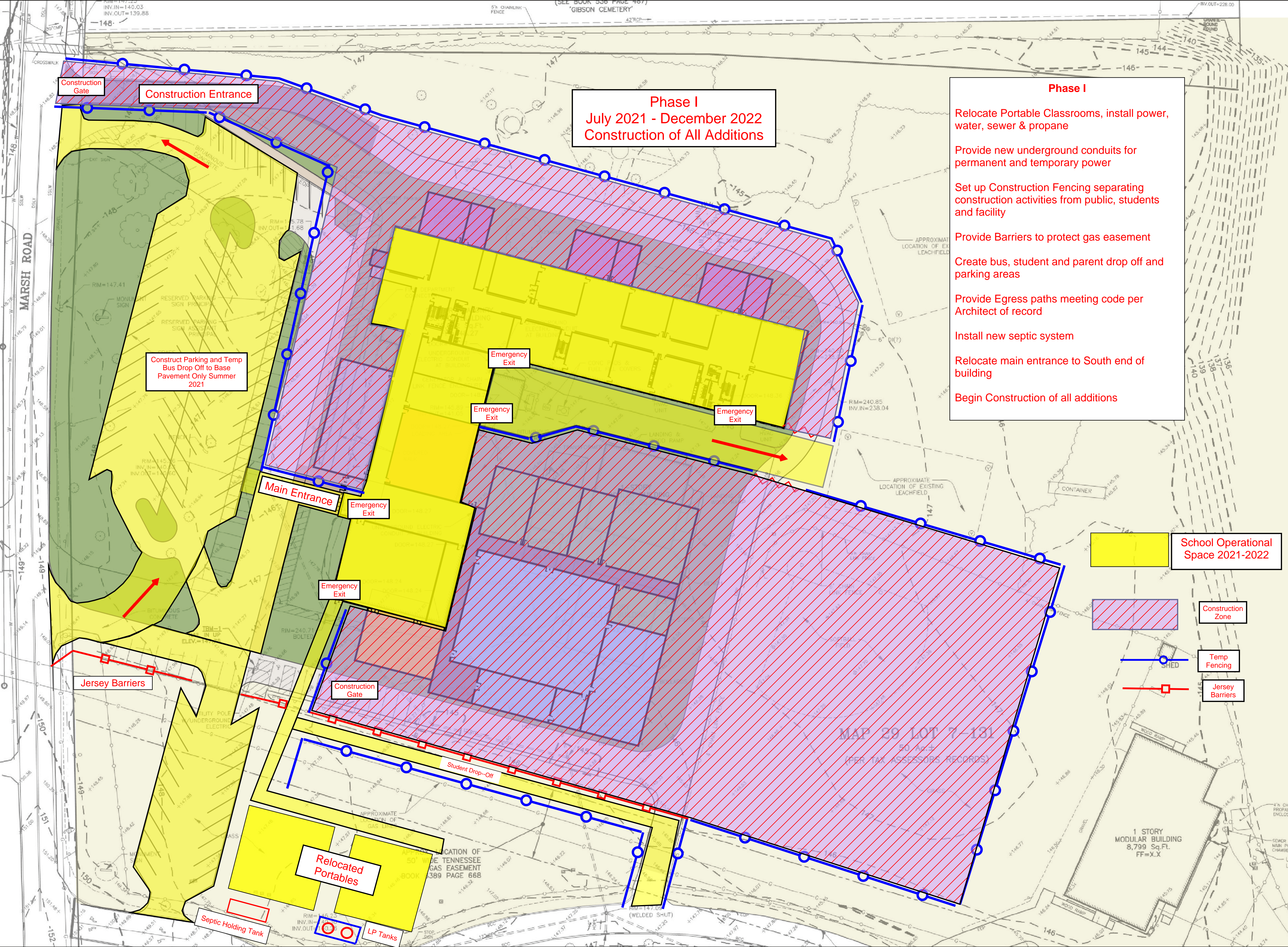
Phase I
July 2021 - December 2022
Construction of All Additions

- Phase I**
- Relocate Portable Classrooms, install power, water, sewer & propane
 - Provide new underground conduits for permanent and temporary power
 - Set up Construction Fencing separating construction activities from public, students and facility
 - Provide Barriers to protect gas easement
 - Create bus, student and parent drop off and parking areas
 - Provide Egress paths meeting code per Architect of record
 - Install new septic system
 - Relocate main entrance to South end of building
 - Begin Construction of all additions

LEGEND

- SLOPED GRANITE CURB
- VERTICAL GRANITE CURB
- SLOPED CONCRETE CURB
- VERTICAL CONCRETE CURB
- CAPE COD BERM
- DOUBLE SOLID LINE YELLOW
- DOUBLE DASHED LINE YELLOW
- SINGLE DASHED LINE YELLOW
- SINGLE SOLID LINE YELLOW
- SINGLE SOLID LINE WHITE
- SINGLE DASHED LINE WHITE
- GAS LINE
- UNDERGROUND TELEPHONE
- WATER LINE
- UNDERGROUND ELECTRIC
- WOOD GUARDRAIL
- METAL GUARDRAIL
- CHAIN LINK FENCE
- STOCKADE FENCE
- POST & RAIL FENCE
- WIRE FENCE
- CONTOUR ELEVATION
- TREE
- UTILITY POLE
- GUY WIRE
- OVERHEAD WIRE
- TREELINE
- PULL BOX
- SIGN
- SPOT ELEVATION
- DRAIN MANHOLE
- CATCH BASIN
- ROOF DRAIN
- CLEANOUT
- VENT
- SEWER MANHOLE
- TELEPHONE MANHOLE
- ELECTRIC MANHOLE
- WATER MANHOLE

-  School Operational Space 2021-2022
-  Construction Zone
-  Temp Fencing
-  Jersey Barriers



MAP 29 LOT 7-181
50 Ac.±
(PER TAX ASSESSORS RECORDS)

1 STORY
MODULAR BUILDING
8,799 Sq.Ft.
FF=X.X